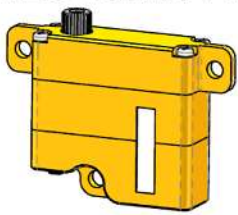
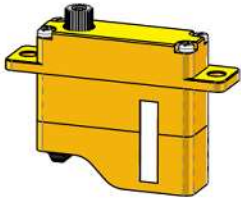


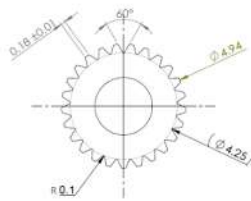
### X10 Mini Pro V8.0 Technical Specification



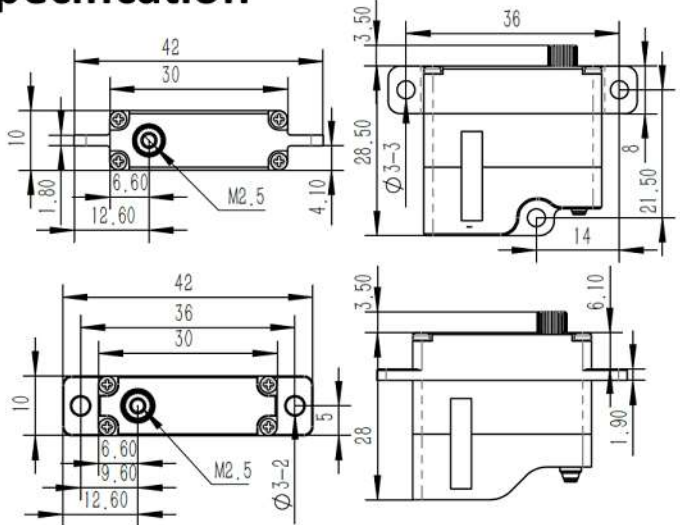
X10Mini Pro-A



X10Mini Pro-B



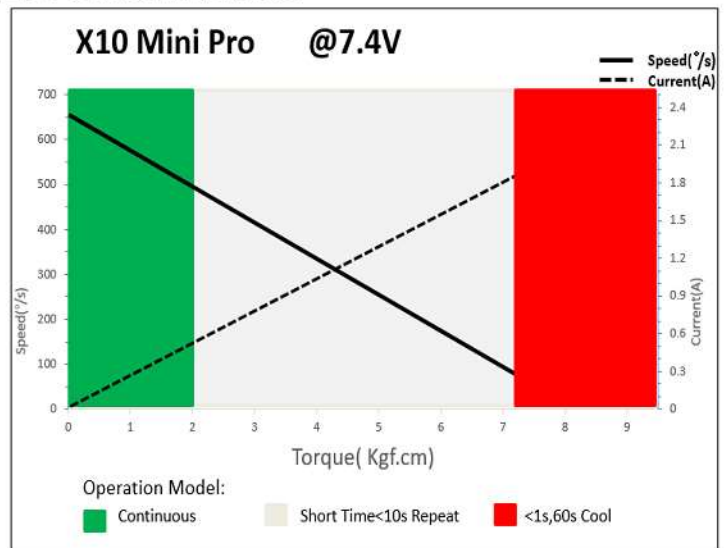
25T-5mm  
Output Shaft Spline



### 1. Operating Data

Rated Voltage	DC7.4V
Voltage Range	DC4.8V-8.4V
Torque	4.5Kgf.cm@4.8V
	6.0Kgf.cm@6.0V
	7.2Kgf.cm@7.4V
	8.0Kgf.cm@8.4V
Speed	0.13sec/60°@4.8V
	0.11sec/60°@6.0V
	0.09sec/60°@7.4V
	0.08sec/60°@8.4V
Working	1520us/333Hz
Default Travel	±60° = 120° Total
Temperature	-10°C.....+65°C
Soft Start	Programmable
Programmable	Yes
Case Material	Aluminum Alloy
Motor Type	Coreless DC Motor
Gear Set Material	Hardened Steel
Position Sensor	Potentiometer
Case Dimensions	30mm*10mm*28mm±0.2mm
Weight	20g±10%

### 2. Performance



### 3. Command signal

#### PWM Command Interface

Signal Voltage	HIGH: min.3.3V, max.5.0V Low: min.0.0V, max.1.5V
Pulse Lengths	900us-2100us
Pulse Lengths for Position -50°/0°/+50°	1000us/1500us/2000us

### 4. Electrical Connection

<p>3 2 1</p>	Pin Assignment			
	1	Orange	Signal	PWM Command
	2	Red	DC+	Supply Voltage
	3	Brown	DC-	Supply Ground